

Program and Location Information

Affordable Housing Program IRC Section 42 Low Income Housing Tax Credit (LIHTC)

Project Name Puritas Senior

Year⁽¹⁾ 2025

State Ohio

County Cuyahoga County

MSA Cleveland, OH HUD Metro FMR Area

Rent Calculation Based on MTSP

Persons/Bedroom 1.5 Person/Bedroom

4 Person AMI  \$99,400

HUD Published 50% National
Non-Metropolitan Median
Income⁽²⁾⁽³⁾ \$41,150


Hold Harmless⁽⁵⁾ You have indicated that your project was placed in service on or after 2025-04-01 and is therefore eligible to have its income and rent limit held harmless beginning with the 2025 limits.


Placed in Service Date⁽⁶⁾ 2025 (On or after 04/01/2025)


Rent Floor Election⁽⁷⁾⁽⁸⁾ 2025 (On or after 04/01/2025)


LIHTC Income Limits for 2025
(Based on 2025 MTSP Income)

Charts	60%	30%	50%	80%	Next Available Unit Rule 140%
--------	-----	-----	-----	-----	-------------------------------------


1 Person		\$41,760	\$20,880	\$34,800	\$55,680	\$58,464
----------	---	----------	----------	----------	----------	----------

2 Persons		\$47,760	\$23,880	\$39,800	\$63,680	\$66,864
-----------	---	----------	----------	----------	----------	----------


3 Persons		\$53,700	\$26,850	\$44,750	\$71,600	\$75,180
-----------	---	----------	----------	----------	----------	----------


4 Persons		\$59,640	\$29,820	\$49,700	\$79,520	\$83,496
-----------	---	----------	----------	----------	----------	----------


5 Persons		\$64,440	\$32,220	\$53,700	\$85,920	\$90,216
-----------	---	----------	----------	----------	----------	----------


6 Persons		\$69,240	\$34,620	\$57,700	\$92,320	\$96,936
-----------	---	----------	----------	----------	----------	----------


7 Persons		\$73,980	\$36,990	\$61,650	\$98,640	\$103,572
-----------	---	----------	----------	----------	----------	-----------

8 Persons		\$78,780	\$39,390	\$65,650	\$105,040	\$110,292
-----------	---	----------	----------	----------	-----------	-----------

9 Persons		\$83,520	\$41,760	\$69,600	\$111,360	\$116,928
-----------	---	----------	----------	----------	-----------	-----------

10 Persons		\$88,260	\$44,130	\$73,550	\$117,680	\$123,564
------------	---	----------	----------	----------	-----------	-----------

11 Persons		\$93,060	\$46,530	\$77,550	\$124,080	\$130,284
------------	---	----------	----------	----------	-----------	-----------

12 Persons		\$97,800	\$48,900	\$81,500	\$130,400	\$136,920
------------	---	----------	----------	----------	-----------	-----------

LIHTC Rent Limits for 2025
(Based on 2025 MTSP Income)

Bedrooms (People)	Charts	60%	30%	50%	80%	FMR
1 Bedroom (1.5)		\$1,119	\$559	\$932	\$1,492	\$995
2 Bedrooms (3)		\$1,342	\$671	\$1,118	\$1,790	\$1,208

